

DeAnza College



Student Return-to-Campus Survey for Fall 2021
May 25, 2021

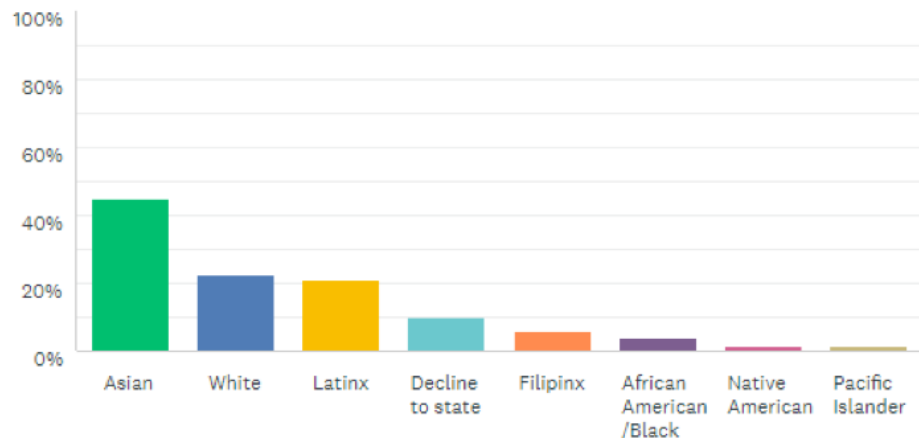
Survey Administration

- Sent to 15,522 students with a valid email address
- Administered May 19-24, via initial and reminder emails, personalized by students' first names
- Approximately 3-minute survey; branched by response

3,942 responses for a 25% response rate



With which ethnicity do you most identify?



ANSWER CHOICES	RESPONSES
Asian	45% 1,612
White	23% 809
Latinx	21% 748
Decline to state	10% 355
Filipinx	6% 217
African American/Black	4% 144
Native American	2% 60
Pacific Islander	2% 59

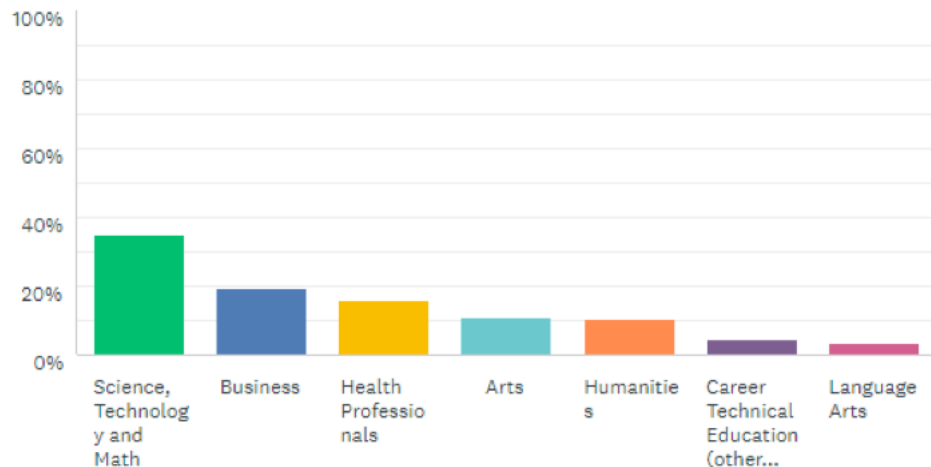
Total Respondents: 3,572

Survey respondents closely align to overall college population by ethnicity

- 45% Asian
- 23% White
- 21% Latinx
- 6% Filipinx
- 4% African American/Black
- 2% Native American
- 2% Pacific Islander

Select all that apply. Includes all respondents.

Which department most closely aligns with your major?

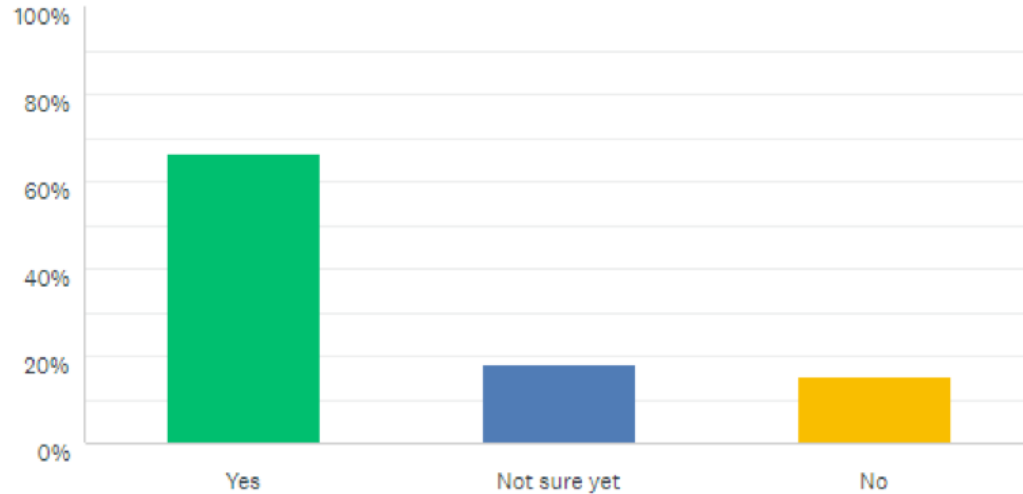


ANSWER CHOICES	RESPONSES
Science, Technology and Math	34.85% 1,230
Business	19.38% 684
Health Professionals	16.07% 567
Arts	10.80% 381
Humanities	10.74% 379
Career Technical Education (other than Health)	4.45% 157
Language Arts	3.71% 131
TOTAL	3,529

Survey respondents are distributed across departments but most heavily represented in the Sciences, Business and Health Sciences

- 35% STEM
- 19% Business
- 16% Health Professions
- 11% Arts
- 11% Humanities
- 5% CTE
- 4% Language Arts

Do you plan to return in fall quarter?



ANSWER CHOICES

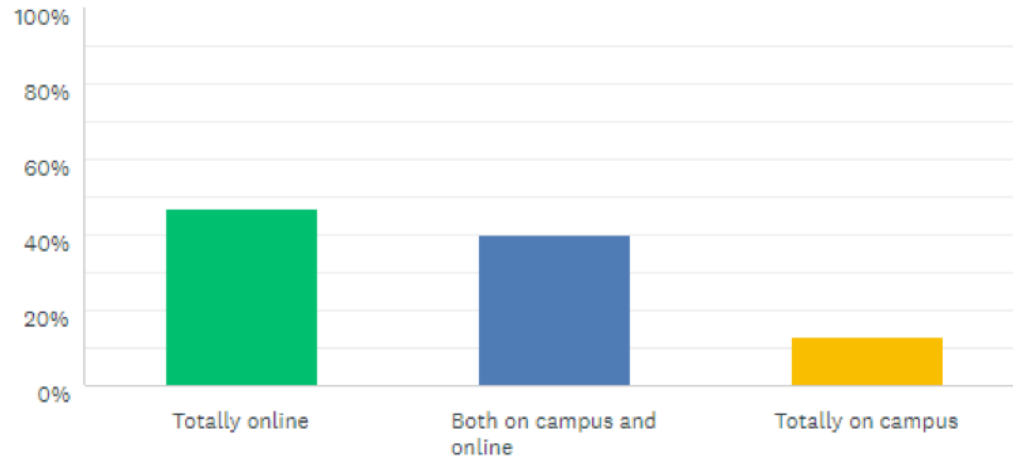
RESPONSES

▼ Yes	66%	2,615
▼ Not sure yet	18%	716
▼ No	15%	607
TOTAL		3,938

- **66% of respondents plan to return to De Anza in the fall**
- **18% are not sure yet**
- **15% will not be returning**

Includes all respondents.

How would you prefer to take classes in the fall?

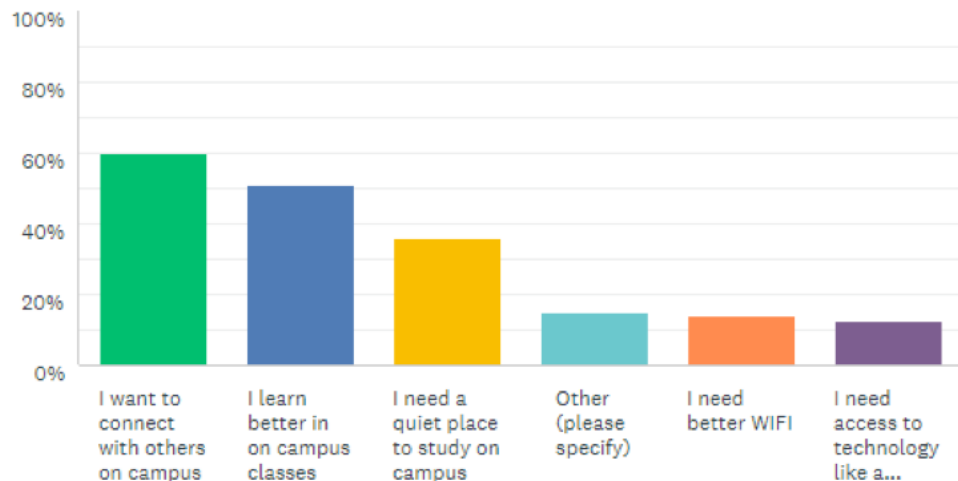


ANSWER CHOICES	RESPONSES
▼ Totally online	47% 1,510
▼ Both on campus and online	40% 1,283
▼ Totally on campus	13% 409
TOTAL	3,202

- **47% of respondents prefer totally online**
- **40% prefer both on campus and online**
- **13% prefer totally on campus**

Answers are from respondents who indicated they would be returning or might be returning in the fall.

What factors would influence whether you would want to take on-campus classes?

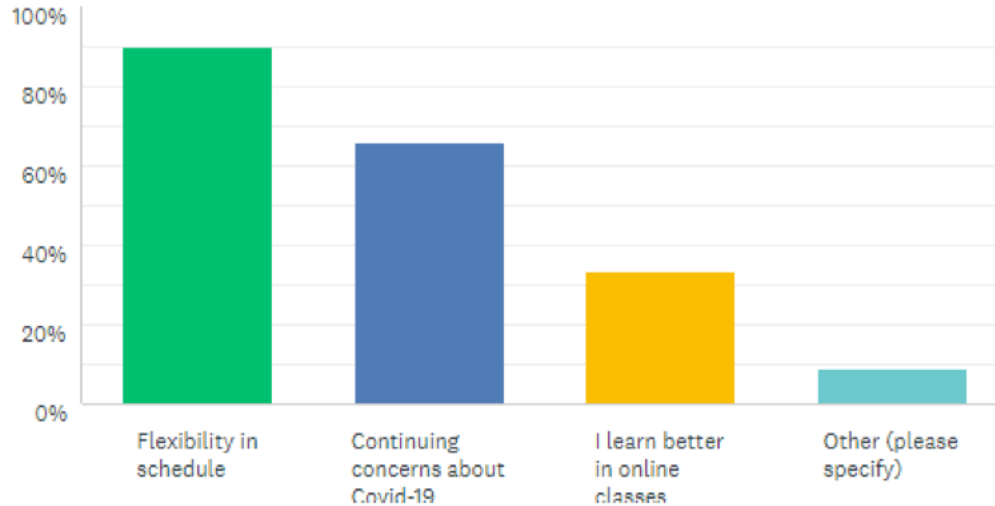


ANSWER CHOICES	RESPONSES
▼ I want to connect with others on campus	60% 1,607
▼ I learn better in on campus classes	51% 1,369
▼ I need a quiet place to study on campus	36% 971
▼ Other (please specify) Responses	15% 401
▼ I need better WIFI	14% 379
▼ I need access to technology like a computer, software, etc.	12% 334
Total Respondents: 2,683	

- 60% want to connect with others on campus
- 51% indicated they learn better in on-campus classes
- 36% indicated they need a quiet place to study on campus
- 14% indicated better Wi-Fi
- 12% indicated access to technology

Select all that apply. Answers are from respondents who indicated they would be returning or might be returning in the fall. "Other" responses will be analyzed later.

What factors would influence whether you would want to take online classes?

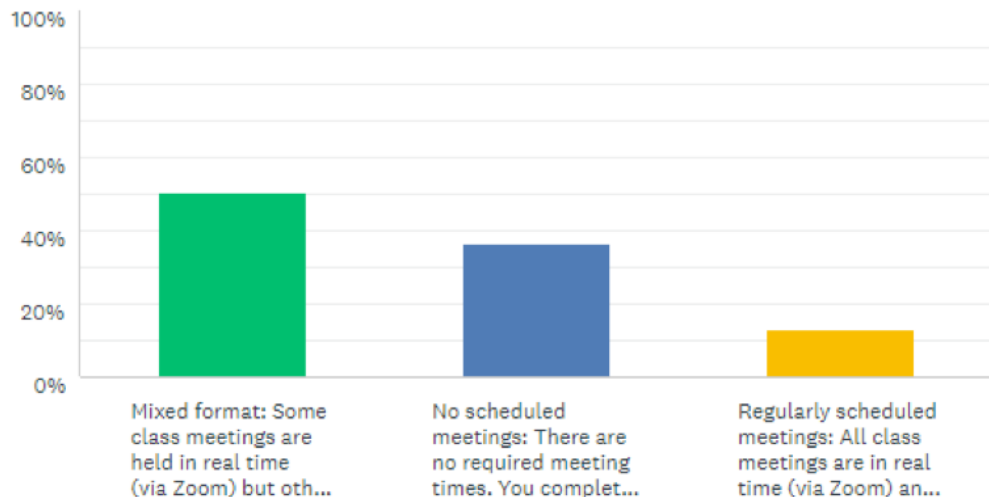


ANSWER CHOICES	RESPONSES
Flexibility in schedule	90% 2,800
Continuing concerns about Covid-19	66% 2,047
I learn better in online classes	34% 1,040
Other (please specify) Responses	9% 287
Total Respondents: 3,103	

- **90% indicated flexibility in schedule**
- **66% indicated continuing concerns about COVID-19**
- **34% indicated they learn better in online classes**

Select all that apply. Answers are from respondents who indicated they would be returning or might be returning in the fall. "Other" responses will be analyzed later.

What would be your top preference for the online course format if you were to enroll in online courses in the fall?



ANSWER CHOICES

RESPONSES

▼ Mixed format: Some class meetings are held in real time (via Zoom) but other coursework can be completed independently, your participation in real time sessions is voluntary. Instructors may record meetings for you to view whenever you prefer.	50%	1,603
▼ No scheduled meetings: There are no required meeting times. You complete the coursework at your own pace within the scheduled due dates.	37%	1,169
▼ Regularly scheduled meetings: All class meetings are in real time (via Zoom) and you are required to attend at the scheduled time.	13%	410

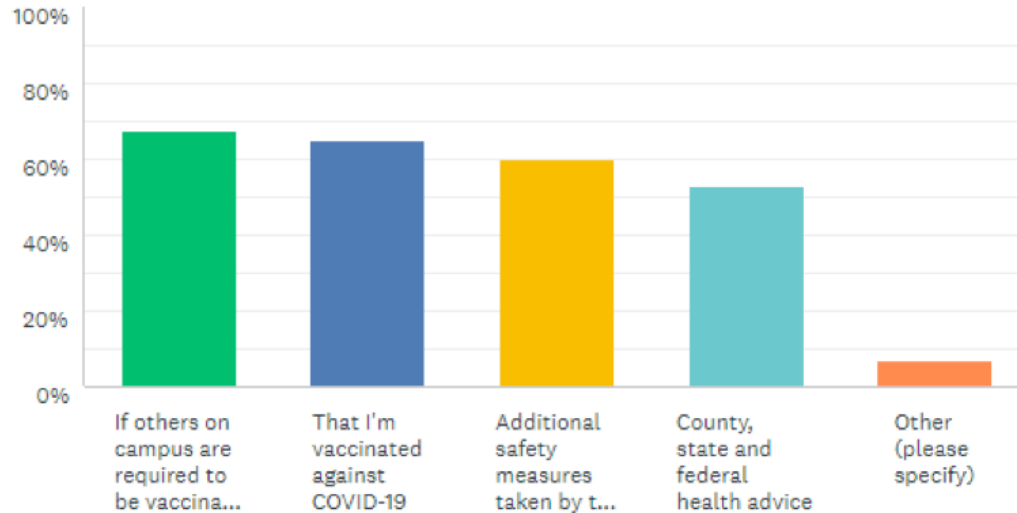
TOTAL

3,182

- 50% indicated a mixed format
- 37% indicated no scheduled meetings
- 13% indicated regularly scheduled meetings

Answers are from respondents who indicated they would be returning or might be returning in the fall.

What factors involving COVID-19 would influence whether you would want to attend classes on campus in the fall?



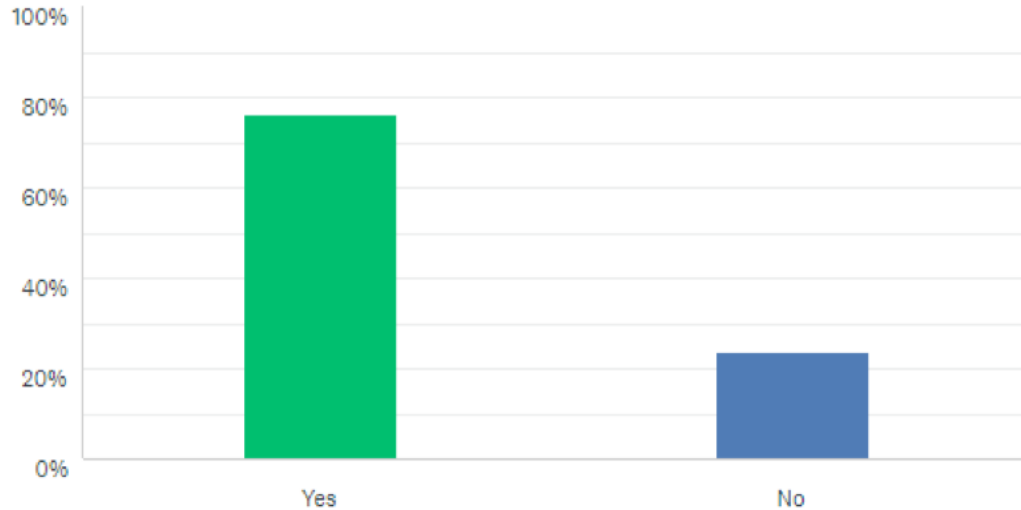
ANSWER CHOICES	RESPONSES
▼ If others on campus are required to be vaccinated against COVID-19	68% 2,023
▼ That I'm vaccinated against COVID-19	65% 1,938
▼ Additional safety measures taken by the campus	60% 1,799
▼ County, state and federal health advice	53% 1,578
▼ Other (please specify) Responses	7% 202

Total Respondents: 2,990

- **68%** indicated if others on campus are required to be vaccinated against COVID-19
- **65%** indicated if they are vaccinated against COVID-19
- **60%** additional safety measures taken by the campus
- **53%** indicated county, state and federal health advice

Select all that apply. Answers are from respondents who indicated they would be returning or might be returning in the fall.

Have you already been vaccinated against COVID-19?

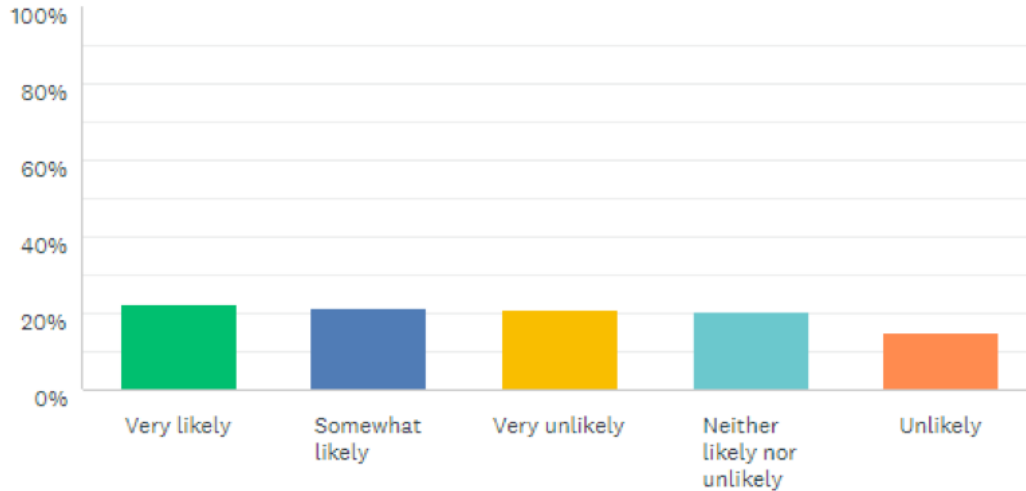


ANSWER CHOICES	RESPONSES
Yes	76% 2,402
No	24% 740
TOTAL	3,142

76% of respondents indicated they have already been vaccinated

Select all that apply. Answers are from respondents who indicated they would be returning or might be returning the fall.

How likely is it that you will be fully vaccinated against COVID-19 by September?



ANSWER CHOICES	RESPONSES
Very likely	23% 167
Somewhat likely	21% 158
Very unlikely	21% 154
Neither likely nor unlikely	20% 150
Unlikely	15% 110
TOTAL	739

- 23% of respondents indicated it is very likely
- 21% indicated it is somewhat unlikely
- 21% indicated it is very unlikely
- 20% indicated it is neither likely nor unlikely
- 15% indicated it is unlikely

Answers are from respondents who indicated they were not vaccinated and were either returning or might be returning in the fall.

Next Steps

- Analyze ‘Other’ responses.
- Analyze responses to:
 - *Do you have any comments, concerns or feedback about the upcoming fall quarter that you would like to share with us?*
- Contact the 126 students who provided their information in response to the question:
 - *We're here to help! If you would like any assistance from De Anza College, please provide your email address and describe your issue in a few words. (For example, you can write "financial aid," "academic counseling," "access to a computer" or something else.) We'll make sure someone follows up with you.*

DeAnza College



Student Return-to-Campus Survey for Fall 2021
May 25, 2021